



Cochrane
Library

Cochrane Database of Systematic Reviews

Tranexamic acid for reducing mortality in emergency and urgent surgery (Review)

Perel P, Ker K, Morales Uribe CH, Roberts I

Perel P, Ker K, Morales Uribe CH, Roberts I.
Tranexamic acid for reducing mortality in emergency and urgent surgery.
Cochrane Database of Systematic Reviews 2013, Issue 1. Art. No.: CD010245.
DOI: [10.1002/14651858.CD010245.pub2](https://doi.org/10.1002/14651858.CD010245.pub2).

www.cochranelibrary.com

TABLE OF CONTENTS

HEADER	1
ABSTRACT	1
PLAIN LANGUAGE SUMMARY	2
BACKGROUND	3
OBJECTIVES	3
METHODS	3
RESULTS	4
Figure 1.	5
Figure 2.	7
Figure 3.	8
DISCUSSION	9
AUTHORS' CONCLUSIONS	9
ACKNOWLEDGEMENTS	9
REFERENCES	10
CHARACTERISTICS OF STUDIES	11
DATA AND ANALYSES	16
Analysis 1.1. Comparison 1 Tranexamic acid versus control, Outcome 1 Mortality.	16
Analysis 1.2. Comparison 1 Tranexamic acid versus control, Outcome 2 Transfusion.	17
Analysis 1.3. Comparison 1 Tranexamic acid versus control, Outcome 3 Deep venous thrombosis.	17
Analysis 1.4. Comparison 1 Tranexamic acid versus control, Outcome 4 Pulmonary embolism.	17
Analysis 1.5. Comparison 1 Tranexamic acid versus control, Outcome 5 Myocardial Infarction.	18
Analysis 1.6. Comparison 1 Tranexamic acid versus control, Outcome 6 Stroke.	18
APPENDICES	18
WHAT'S NEW	19
CONTRIBUTIONS OF AUTHORS	20
DECLARATIONS OF INTEREST	20
SOURCES OF SUPPORT	20
DIFFERENCES BETWEEN PROTOCOL AND REVIEW	20
INDEX TERMS	20

[Intervention Review]

Tranexamic acid for reducing mortality in emergency and urgent surgery

Pablo Perel¹, Katharine Ker¹, Carlos Hernando Morales Uribe², Ian Roberts¹¹Cochrane Injuries Group, London School of Hygiene & Tropical Medicine, London, UK. ²Department of General Surgery, Universidad de Antioquia, Medellin, Colombia**Contact address:** Pablo Perel, Cochrane Injuries Group, London School of Hygiene & Tropical Medicine, Keppel Street, London, WC1E 7HT, UK. pablo.perel@lshtm.ac.uk.**Editorial group:** Cochrane Injuries Group.**Publication status and date:** Edited (no change to conclusions), published in Issue 3, 2013.**Citation:** Perel P, Ker K, Morales Uribe CH, Roberts I. Tranexamic acid for reducing mortality in emergency and urgent surgery. *Cochrane Database of Systematic Reviews* 2013, Issue 1. Art. No.: CD010245. DOI: [10.1002/14651858.CD010245.pub2](https://doi.org/10.1002/14651858.CD010245.pub2).

Copyright © 2013 The Cochrane Collaboration. Published by John Wiley & Sons, Ltd.

ABSTRACT

Background

Emergency or urgent surgery, which can be defined as surgery which must be done promptly to save life, limb or functional capacity, is associated with a high risk of bleeding and death. Antifibrinolytic agents, such as tranexamic acid, inhibit blood clot breakdown (fibrinolysis) and can reduce perioperative bleeding. Tranexamic acid has been shown to reduce the need for a blood transfusion in adult patients undergoing elective surgery but its effects in patients undergoing emergency or urgent surgery are unclear.

Objectives

To assess the effects of tranexamic acid on mortality, blood transfusion and thromboembolic events in adults undergoing emergency or urgent surgery.

Search methods

We searched the following electronic databases: the Cochrane Injuries Group Specialised Register (22 August 2012); Cochrane Central Register of Controlled Trials (2012, Issue 8 of 12); MEDLINE (OvidSP) (1950 to week 2 August 2012); PubMed (1 June 2012 to 22 August 2012); EMBASE (OvidSP) (1980 to Week 33 2012); ISI Web of Science: Conference Proceedings Citation Index-Science (CPCI-S) (1990 to 22 August 2012); ISI Web of Science: Science Citation Index Expanded (SCI-EXPANDED) (1970 to 22 August 2012). We also searched online trials registers on 22 August 2012 to identify unpublished studies.

Selection criteria

Randomised controlled trials comparing tranexamic acid with no tranexamic acid or placebo in adults undergoing emergency or urgent surgery.

Data collection and analysis

Two authors examined titles, abstracts and keywords of citations from the electronic databases for eligibility and extracted data for analysis and risk of bias assessment. Outcome measures of interest were mortality, receipt of a blood transfusion, units of blood transfused, reoperation, seizures and thromboembolic events (myocardial infarction, stroke, deep vein thrombosis and pulmonary embolism).

Main results

We identified five trials involving 372 people that met the inclusion criteria. Three trials (260 patients) contributed data to the analyses. The effect of tranexamic acid on mortality (RR 1.01; 95% CI 0.14 to 7.3) was uncertain. However, tranexamic acid reduced the probability of receiving a blood transfusion by 30% although the estimate was imprecise (RR 0.70; 95% CI 0.52 to 0.94). The effects on deep venous thrombosis (RR 2.29; 95% CI 0.68 to 7.66) and stroke (RR 2.79; 95% CI 0.12 to 67.10) were uncertain. There were no events of pulmonary embolism or myocardial infarction. None of the trials reported units of blood transfused, reoperation or seizure outcomes.

Tranexamic acid for reducing mortality in emergency and urgent surgery (Review)

Copyright © 2013 The Cochrane Collaboration. Published by John Wiley & Sons, Ltd.

Authors' conclusions

There is evidence that tranexamic acid reduces blood transfusion in patients undergoing emergency or urgent surgery. There is a need for a large pragmatic clinical trial to assess the effects of routine use of tranexamic acid on mortality in a heterogeneous group of patients receiving urgent and emergency surgery.

PLAIN LANGUAGE SUMMARY**Tranexamic acid (an antifibrinolytic agent) for reducing mortality in emergency and urgent surgery**

Emergency or urgent surgery, which can be defined as surgery which must be done promptly to save life, limb, or functional capacity, is associated with a high risk of bleeding and death. Antifibrinolytic drugs, such as tranexamic acid, promote blood clotting by preventing blood clots from breaking down. Previous studies have shown that this drug reduces the need for blood transfusion in patients undergoing elective surgery. The authors of this review searched for randomised controlled trials assessing the effects of tranexamic acid in patients undergoing urgent or emergency surgery.

The results of this review show that tranexamic acid reduces the probability that a patient will receive a blood transfusion by around 30%. The effect of tranexamic acid on other important outcomes, such as death, remains uncertain. The authors conclude that larger studies should be done to assess the effects of tranexamic acid on relevant outcomes such as death in patients undergoing all types of emergency and urgent surgery.

BACKGROUND

Description of the condition

An estimated 234 million people worldwide undergo major surgical procedures every year, of which almost seven million have major complications and including one million who die (Weiser 2008). Emergency or urgent surgery, which can be defined as a surgery which must be done promptly to save life, limb or functional capacity, is associated with a high risk of bleeding and death (Karkouti 2004; Pearse 2006).

Although there are no accurate figures regarding the epidemiology of emergency surgeries, it is estimated that they represent a larger relative proportion in low- and middle-income countries in comparison to high-income countries. The 'Disease control priorities in developing countries' project estimated the burden of disease for conditions that require surgery. It found that low- and middle-income regions present the highest burden of disease for surgical conditions, and the highest proportion of emergency surgical conditions, such as injuries or obstetric complications (Debas 2006). For example, surgical conditions in Africa represent 38 disability adjusted life years (DALYs) per 1000 population, of which 60% are emergencies; while for Europe surgical conditions represent 25 DALYs per 1000 population of which only 30% are emergencies (Debas 2006). Although perioperative mortality has been declining over the past 50 years, the mortality rate is twice as high in countries with a low human development index (Bainbridge 2012).

Bleeding is a leading complication of surgery, and has been shown to be associated with increased mortality (Karkouti 2004). In addition, perioperative bleeding is one of the main indications of a blood transfusion, which is associated with further complications (Goodnough 2008). Although the safety of red blood cell transfusion has improved dramatically over past decades, major complications (such as haemolysis, infection with HIV or hepatitis viruses, and acute lung injury) are still possible (Klein 2007). This knowledge has led to increased interest in the identification of interventions for reducing perioperative bleeding and the need for blood transfusion.

Description of the intervention

To reduce perioperative bleeding, the effects of antifibrinolytic drugs such as epsilon aminocaproic acid (EACA) and tranexamic acid (TXA) have been studied extensively. Antifibrinolytics promote blood clotting by preventing blood clots from breaking down. TXA and EACA are synthetic derivatives of the amino acid lysine that act as inhibitors of fibrinolysis by blocking the lysine binding sites on plasminogen molecules and inhibiting the formation of plasmin (Okamoto 1997). TXA is about 10 times more potent and binds much more strongly to both the strong and weak sites of the plasminogen molecule than EACA (Mannucci 2007).

How the intervention might work

TXA has been shown to reduce the need for a blood transfusion in adult patients scheduled for elective surgery. A Cochrane review showed that, compared with placebo, TXA reduced the probability of receiving a red blood cell transfusion by 39% (risk ratio (RR) 0.61; 95% confidence interval (CI) 0.53 to 0.70), and was associated with a non-significant reduction in risk of reoperation (RR 0.80; 95% CI 0.55 to 1.17) and mortality (RR 0.60; 95% CI 0.33 to 1.10) (Henry 2011).

However, this review did not include trials assessing the effect of TXA use in emergency surgery.

Why it is important to do this review

It is important to evaluate the effect of TXA in emergency surgery as these procedures are associated with a higher risk of bleeding and mortality. In addition, the recent CRASH-2 trial assessed the effects of TXA in 20,211 trauma patients and found a reduction in all-cause mortality (RR 0.91; 95% CI 0.85 to 0.97) and death due to bleeding (RR 0.85; 95% CI 0.76 to 0.96) with TXA use (CRASH-2 2010). Almost half of the patients in the CRASH-2 trial required surgery many of whom might have been in the emergency setting, which raises the possibility that TXA could be effective in emergency surgery.

OBJECTIVES

To assess the effects of tranexamic acid on mortality, blood transfusion and thromboembolic events in adult patients undergoing emergency or urgent surgery.

METHODS

Criteria for considering studies for this review

Types of studies

Randomised controlled trials were included in this review.

Types of participants

Adult patients (over 18 years old) undergoing emergency or urgent surgery. We considered the surgery as 'emergency or urgent' if the authors used this definition, if the surgeries were conducted within 48 hours of hospital admission, or if because of the nature of the condition it is implicitly understood that patients will require emergency surgery (for example long bone fracture, hip fracture or acute aortic dissection).

Types of interventions

Tranexamic acid compared to placebo or no tranexamic acid.

Types of outcome measures

Primary outcomes

- All-cause mortality at the end of follow-up

Secondary outcomes

- Myocardial infarction
- Stroke
- Deep vein thrombosis
- Pulmonary embolism
- Seizure
- Renal failure
- Reoperation
- Blood transfusion
- Units of blood transfused

Search methods for identification of studies

We did not limit the searches by date, language or publication status.

Electronic searches

We searched the following electronic databases:

1. Cochrane Injuries Group Specialised Register (22 August 2012);
2. Cochrane Central Register of Controlled Trials (CENTRAL) (*The Cochrane Library*) (2012, Issue 8 of 12);
3. MEDLINE (OvidSP) (1950 to week 2 August 2012);
4. EMBASE (OvidSP) (1980 to Week 33 2012);
5. ISI Web of Science: Conference Proceedings Citation Index-Science (CPCI-S) (1990 to 22 August 2012);
6. ISI Web of Science: Science Citation Index Expanded (SCI-EXPANDED) (1970 to 22 August 2012).

The search strategies are listed in [Appendix 1](#).

Searching other resources

1. Pfizer website (<https://www.pfizer.com/research/>) (accessed 22nd August 2012).
2. We checked the reference lists of relevant trials and other published reviews.
3. WHO Clinical Trials Registry Portal (<http://apps.who.int/trialsearch/Default.aspx>) (accessed 22 August 2012) to identify unpublished completed or ongoing studies.

Data collection and analysis

We conducted this review according to the published Cochrane protocol ([Perel 2012](#)).

Selection of studies

Two authors (PP and KK) examined the titles, abstracts and keywords of the citations from the electronic databases for eligibility. We obtained the full-text of all potentially relevant records. Because the definition of emergency surgery is challenging, a third author (CM) independently (and blinded from the trial results) assessed whether or not the selected studies included emergency surgeries.

Data extraction and management

Two authors (PP and KK) extracted data on the number, age and sex of trial participants, type of surgery, dose and timing of tranexamic acid, type of comparator and outcome data. There were no disagreements about the inclusion of studies.

Assessment of risk of bias in included studies

Two authors (PP and KK) assessed the risk of bias in included studies using the Cochrane Collaboration's tool described in [Higgins 2011](#). The following domains were assessed for each study: sequence generation, allocation concealment, blinding, incomplete outcome data, and selective outcome reporting. We attempted to obtain the protocols for the included studies in order to assess selective outcome reporting bias. A risk of bias table was completed, incorporating a description of the study's performance against each of the above domains and our overall judgment of the risk of bias for each entry, as 'low risk', 'high risk' or 'unclear risk' of bias. As the risk of bias for blinding and incomplete outcome data may vary according to outcome, we assessed this separately for mortality, transfusion and adverse events. There

were no disagreements between the review authors regarding the risk of bias assessment.

Measures of treatment effect

For dichotomous outcomes, we calculated risk ratios (RRs) and 95% confidence intervals (CI) for each trial. For the continuous outcome 'units of blood transfused', we planned to calculate the mean difference (MD) and 95% CI. If the results were reported in millilitres we planned to convert them into units by dividing by 300.

Unit of analysis issues

The patient was the unit of analysis.

Dealing with missing data

We contacted the original study investigators to obtain missing data, but did not receive any replies.

Assessment of heterogeneity

We examined trial characteristics in terms of participants, interventions and outcomes for evidence of clinical heterogeneity. Statistical heterogeneity was examined by both the I^2 statistic and Chi^2 test. The I^2 statistic describes the percentage of total variation across studies due to heterogeneity rather than chance. A value of 0% indicates no observed heterogeneity, and larger values show increasing heterogeneity; substantial heterogeneity is considered to exist when $I^2 > 50\%$ ([Higgins 2011](#)). For the Chi^2 test, a P value of < 0.10 was used to indicate the presence of statistically significant heterogeneity.

Assessment of reporting biases

We planned to investigate the presence of reporting (publication) bias using funnel plots if there were at least 10 studies included in the review for the same outcome.

Data synthesis

We pooled the data using the fixed-effect model as we judged that the trials were clinically and statistically homogenous.

Subgroup analysis and investigation of heterogeneity

We did not plan to conduct any subgroup analyses.

Sensitivity analysis

We planned to conduct a sensitivity analysis according to the risk of bias judgement for allocation concealment ('high' versus 'unclear' versus 'low'), and for fixed-effect versus random-effects models for data synthesis.

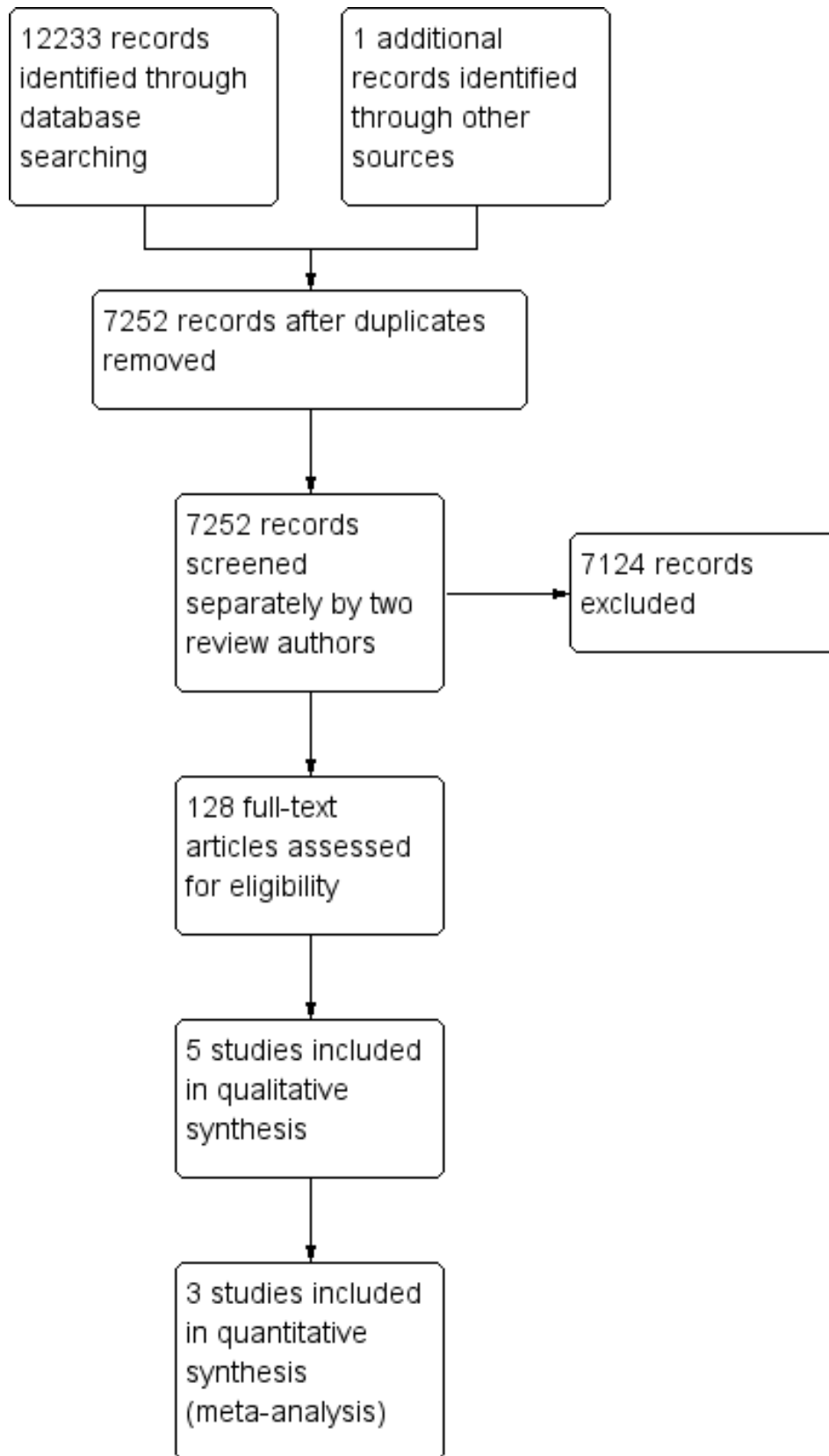
RESULTS

Description of studies

Results of the search

We screened 7252 records and 128 full-texts were assessed for eligibility. A total of five trials, involving 372 patients, met the inclusion criteria. No ongoing studies were identified. The process of reviewing studies for inclusion in the review is outlined in a flow diagram ([Figure 1](#)).

Figure 1. Study flow diagram.



Included studies

Two trials involved patients with hip fracture, two trials involved patients with femur fracture, and one trial involved patients undergoing emergency coronary artery bypass grafts. Two trials were conducted in Iran, one in Turkey, one in France and one in India. All of the trials compared tranexamic versus no tranexamic acid, one trial also included two more comparison arms, desmopressin or tranexamic plus desmopressin.

Of the five trials included in this review, we were able to obtain mortality and transfusion data for three trials; data on deep venous thrombosis for two trials; and data on pulmonary embolism,

myocardial infarction and stroke for one trial. None of the trial reports provided data on the number of units of blood transfused.

Two trials were reported as conference abstracts and although we contacted the authors we were unable to obtain further details about their methods or results.

Further details of the five included trials are presented in the 'Characteristics of included studies' table.

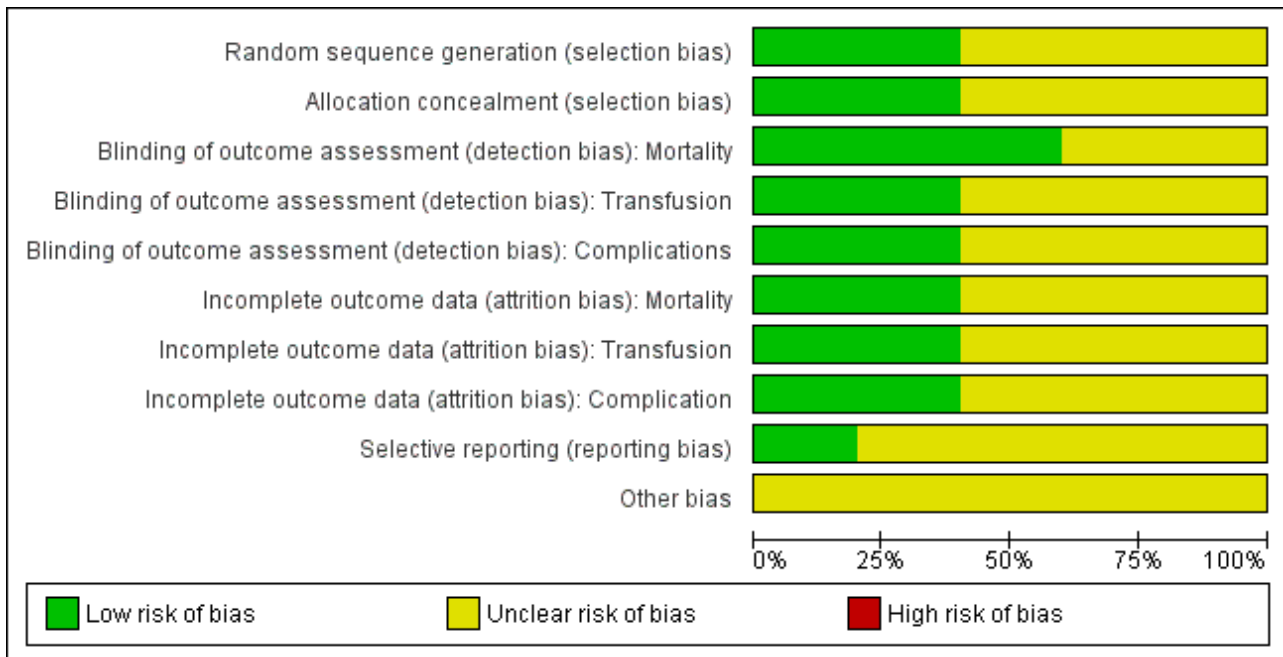
Risk of bias in included studies

Two figures show our assessment of the risk of bias for the included trials ([Figure 2](#) and [Figure 3](#)).

Figure 2. Risk of bias summary: review authors' judgements about each risk of bias item for each included study.

	Random sequence generation (selection bias)	Allocation concealment (selection bias)	Blinding of outcome assessment (detection bias): Mortality	Blinding of outcome assessment (detection bias): Transfusion	Blinding of outcome assessment (detection bias): Complications	Incomplete outcome data (attrition bias): Mortality	Incomplete outcome data (attrition bias): Transfusion	Incomplete outcome data (attrition bias): Complication	Selective reporting (reporting bias)	Other bias
Hemsinli 2012	?	?	?	?	?	?	?	?	?	?
Moghaddam 2011	?	?	?	?	?	?	?	?	?	?
Pfizer 2011	?	?	+	?	?	+	+	+	?	?
Sadeghi 2007	+	+	+	+	+	?	?	?	?	?
Zufferey 2010	+	+	+	+	+	+	+	+	+	?

Figure 3. Risk of bias graph: review authors' judgements about each risk of bias item presented as percentages across all included studies. Five studies are included in this review.



Allocation

Random sequence generation and allocation concealment were judged to be low risk of bias in two trials and unclear for the remaining three trials.

Blinding

Blinding was judged as low risk of bias for mortality in three trials, and low risk of bias in two trials for the other outcomes.

Incomplete outcome data

Incomplete outcome data were judged as low risk of bias in two trials for all outcomes.

Selective reporting

We were unable to retrieve any of the trials' protocols so selective reporting bias was judged as unclear for all five trials.

Other potential sources of bias

We did not identify any other sources of bias among the included trials.

Effects of interventions

Tranexamic acid versus no tranexamic acid

Mortality

[Analysis 1.1](#)

Three trials reported data on mortality, including a total of two deaths among 260 people. The pooled risk ratio (RR) was 1.01 (95% CI 0.14 to 7.3). Heterogeneity: $\text{Chi}^2 = 0.79$, $\text{df} = 1$ ($P = 0.37$); $I^2 = 0\%$.

Transfusion

[Analysis 1.2](#)

Three trials reported data on transfusion, and 99 people received a transfusion from a total of 260 people. The pooled RR was 0.70 (95% CI 0.52 to 0.94). Heterogeneity: $\text{Chi}^2 = 0.18$, $\text{df} = 2$ ($P = 0.91$); $I^2 = 0\%$. There were no data reported on the amount of blood transfused.

Deep venous thrombosis (DVT)

[Analysis 1.3](#)

Two trials reported data on DVT, including a total of 11 thromboses among 191 people. The pooled RR was 2.29 (95% CI 0.68 to 7.66). Heterogeneity: $\text{Chi}^2 = 0.84$, $\text{df} = 1$ ($P = 0.36$); $I^2 = 0\%$.

Other outcomes

[Analysis 1.4](#); [Analysis 1.5](#); [Analysis 1.6](#)

One trial ([Zufferey 2010](#)) including 110 people reported data on pulmonary embolism, myocardial infarction and stroke. Only one stroke occurred among the 57 people allocated to tranexamic acid (RR 2.79; 95% CI 0.12 to 67.10).

There were no pulmonary embolism or myocardial infarction events. There were no data reported on reoperation or seizures.

Sensitivity analysis

A sensitivity analysis was conducted for the pooled analysis of transfusion as it was the only analysis which included at least three studies, a criterion specified in the protocol for this review. The RR remained unchanged when using a random-effects model, and when we included only trials with low risk of bias for allocation concealment the RR was 0.47 (95% CI 0.26 to 0.85).

DISCUSSION

Summary of main results

We identified five trials evaluating the effects of tranexamic acid use in emergency or urgent surgery, but only three trials provided data for the prespecified outcomes. Although the effect estimate is imprecise, there is evidence that tranexamic acid reduces blood transfusion in patients undergoing emergency or urgent surgery. Two of the three studies that contributed data on transfusions had low risk of bias for allocation concealment and blinding thus increasing our confidence in the results. The small sample sizes and low event rates in the included trials prevent us from drawing reliable conclusions about the effect of tranexamic acid on any of the other outcomes considered in this review.

Overall completeness and applicability of evidence

Although emergency and urgent surgery are common procedures for different conditions we only found trials evaluating the effect of tranexamic acid in three surgical conditions; hip fracture, femur fracture, and emergency coronary artery bypass grafts. Two included trials were reported as abstracts and despite attempts to contact the authors we did not receive any reply and we were unable to obtain sufficient data from the abstract for inclusion in the analyses.

Quality of the evidence

Overall the risk of bias was low for the three trials that contributed data to the pooled analyses.

Potential biases in the review process

Although we systematically searched a range of databases for published and unpublished trials, as with any systematic review, we cannot exclude the possibility that some trials were missed. The

fact that there is no clear consensus for the definition of emergency and urgent surgery is a potential further limitation.

Agreements and disagreements with other studies or reviews

The findings of this systematic review are consistent with the results of the Cochrane systematic review of the effects of antifibrinolytic agents for patients undergoing elective surgery (Henry 2011).

AUTHORS' CONCLUSIONS

Implications for practice

Taking into account the evidence provided in this review, and in the context of other evidence such as from the review by Henry 2011, we can conclude that there is evidence that tranexamic acid reduces blood transfusion in patients undergoing emergency or urgent surgery. However, uncertainty remains about the effect on other clinically relevant outcomes.

Implications for research

Although uncertainty remains about the effect of tranexamic acid on clinically relevant outcomes, the recent CRASH-2 trial results showing that tranexamic acid reduces mortality in bleeding trauma patients and the evidence that tranexamic acid reduces blood transfusion in surgery suggest that it is most plausible that tranexamic could reduce mortality in patients undergoing emergency surgery. Therefore, there is a need for a large pragmatic clinical trial of the effect of routine use of tranexamic acid in a heterogeneous group of urgent and emergency surgical patients.

ACKNOWLEDGEMENTS

The authors wish to thank Karen Blackhall for designing and performing the database searches.

REFERENCES

References to studies included in this review

Hemsinli 2012 {published data only}

Hemsinli D, Pulathan Z, Altun G, Yasar Guven K, Civelek A. The effect of tranexamic acid and desmopressin acetate infusion on coagulation parameters in patients operated under dual antiplatelet therapy. 8th International Congress of Update in Cardiology and Cardiovascular Surgery Antalya Turkey. Carden Jennings Publishing Co. Ltd, 2012; Vol. 15:S21-2.

Moghaddam 2011 {published data only}

Moghaddam MJ, Darabi E, Sheikholeslami F. Effect of tranexamic acid in decreasing need to transfusion in hip fracture surgery. *European Journal of Anaesthesiology* 2011;**28**:89.

Pfizer 2011 {published data only}

Pfizer. Prospective randomised phase IV open label comparative study of tranexamic acid plus standard care versus standard care for the reduction of blood loss in subjects undergoing surgery for long bone fracture. PhRMA Web Synopsis. Protocol B1461005 2011.

Sadeghi 2007 {published data only}

Sadeghi M, Mehr-Aein A. Does a single bolus dose of tranexamic acid reduce blood loss and transfusion requirements during hip fracture surgery? A prospective randomized double blind study in 67 patients. *Acta Medica Iranica* 2007;**45**(6):437-42.

Zufferey 2010 {published data only}

Zufferey PJ, Miquet M, Quenet S, Martin P, Adam P, Albadalejo P, et al. Tranexamic acid in hip fracture surgery: a randomized controlled trial. *British Journal of Anaesthesia* 2010;**104**(1):23-30.

Additional references

Bainbridge 2012

Bainbridge D, Martin J, Arango M, Cheng D. Perioperative and anaesthetic-related mortality in developed and developing countries: a systematic review and meta-analysis. *Lancet* 2012;**380**:1075-81.

CRASH-2 2010

The CRASH-2 Collaborators. Effects of tranexamic acid on death, vascular occlusive events, and blood transfusion in trauma patients with significant haemorrhage (CRASH-2): a randomised, placebo-controlled trial. *Lancet* 2010;**376**:23-32.

Debas 2006

Debas HT, Gosselin R, McCord C, Thind A. Surgery. Disease control priorities in developing countries. 2nd Edition. New York: Oxford University Press, 2006:1245-60.

Goodnough 2008

Goodnough LT, Shander A. Risk and complications of blood transfusions: optimizing outcomes for patients with

chemotherapy induced anemia. *Advanced Studies in Medicine* 2008;**8**(10):357-62.

Henry 2011

Henry David A, Carless Paul A, Moxey Annette J, O'Connell D, Stokes Barrie J, Fergusson Dean A, et al. Anti-fibrinolytic use for minimising perioperative allogeneic blood transfusion. Cochrane Database of Systematic Reviews. John Wiley & Sons, Ltd, 2011, issue 3. [DOI: [10.1002/14651858.CD001886.pub4](https://doi.org/10.1002/14651858.CD001886.pub4); CD001886]

Higgins 2011

Higgins JPT, Altman DG, Sterne JAC (editors). Chapter 8: Assessing risk of bias in included studies. Higgins JPT, Green S (editors). Cochrane Handbook for Systematic Reviews of Interventions Version 5.1.0 (updated March 2011). Available from www.cochrane-handbook.org. The Cochrane Collaboration, 2011.

Karkouti 2004

Karkouti K, Wijeyesundera DN, Yau TM, Beattie WS, Abdelnaem E, McCluskey SA, et al. The independent association of massive blood loss with mortality in cardiac surgery. *Transfusion* 2004;**44**(10):1453-62.

Klein 2007

Klein HG, Spahn DR, Carson JL. Red blood cell transfusion in clinical practice. *Lancet* 2007;**370**:415-26.

Mannucci 2007

Mannucci PM. Prevention and treatment of major blood loss. *New England Journal of Medicine* 2007;**356**:2301-11.

Okamoto 1997

Okamoto S, Hijikata-Okunomiya A, Wanaka K, Okada Y, Okamoto U. Enzyme controlling medicines: introduction. *Seminars in thrombosis and hemostasis* 1997;**23**:493-501.

Pearse 2006

Pearse RM, Harrison DA, James P, Watson D, Hinds C, Rhodes A, et al. Identification and characterisation of the high-risk surgical population in the United Kingdom. *Critical Care* 2006;**10**:R81.

Weiser 2008

Weiser TG, Regenbogen SE, Thompson KD, Haynes AB, Lipsitz SR, Berry WR, Gawande AA. An estimation of the global volume of surgery: a modelling strategy based on available data. *Lancet* 2008;**372**(9633):139-44.

References to other published versions of this review

Perel 2012

Perel P, Ker K, Morales UCH, Roberts I. Tranexamic acid for reducing mortality in emergency and urgent surgery. Cochrane Database of Systematic Reviews. John Wiley & Sons, Ltd, 2012, issue 11. [DOI: [10.1002/14651858.CD010245](https://doi.org/10.1002/14651858.CD010245); CD010245]

CHARACTERISTICS OF STUDIES

Characteristics of included studies [ordered by study ID]

Hemsinli 2012

Methods	Prospective randomised double blind study
Participants	Population: 54 patients taking dual antiplatelet therapy who underwent emergency cardiac surgery (CABG) Setting: Turkey Date the study was conducted: not reported
Interventions	Four arms Group 1 (n=18) received tranexamic acid (10 mg/kg, 30 min as induction + 1mg/kg,10 h infusion) Group 2 (n=16) received tranexamic acid and desmopressin (0.3 µg/kg, in 20 min iv infusion) Group 3 (n=10) received desmopressin infusion Group 4 (n=10) was the control group "regular infusions"
Outcomes	Blood loss and transfusion. No deaths were reported.
Notes	The report is an abstract and does not present the results for blood transfusion.

Risk of bias

Bias	Authors' judgement	Support for judgement
Random sequence generation (selection bias)	Unclear risk	Not enough data reported
Allocation concealment (selection bias)	Unclear risk	Not enough data reported
Blinding of outcome assessment (detection bias) Mortality	Unclear risk	Not enough data reported
Blinding of outcome assessment (detection bias) Transfusion	Unclear risk	Not enough data reported
Blinding of outcome assessment (detection bias) Complications	Unclear risk	Not enough data reported
Incomplete outcome data (attrition bias) Mortality	Unclear risk	Not enough data reported
Incomplete outcome data (attrition bias) Transfusion	Unclear risk	Not enough data reported
Incomplete outcome data (attrition bias)	Unclear risk	Not enough data reported

Hemsinli 2012 *(Continued)*

Complication

Selective reporting (reporting bias)	Unclear risk	No protocol available
Other bias	Unclear risk	-

Moghaddam 2011

Methods	Double blind clinical trial
Participants	Population: 60 patients with femoral bone fracture Setting: Iran Date the study was conducted: not reported
Interventions	Intervention: tranexamic acid 10 mg/kg bolus dose and 1 mg/kg infusion during operation Control: saline (same dose)
Outcomes	Blood loss and blood transfusion. No deaths reported.
Notes	The report is an abstract and does not present how many patients were randomised in each group so no data can be analysed.

Risk of bias

Bias	Authors' judgement	Support for judgement
Random sequence generation (selection bias)	Unclear risk	Not enough data reported
Allocation concealment (selection bias)	Unclear risk	Not enough data reported
Blinding of outcome assessment (detection bias) Mortality	Unclear risk	Not enough data reported
Blinding of outcome assessment (detection bias) Transfusion	Unclear risk	Not enough data reported
Blinding of outcome assessment (detection bias) Complications	Unclear risk	Not enough data reported
Incomplete outcome data (attrition bias) Mortality	Unclear risk	Not enough data reported
Incomplete outcome data (attrition bias) Transfusion	Unclear risk	Not enough data reported

Moghaddam 2011 (Continued)

Incomplete outcome data (attrition bias) Complication	Unclear risk	Not enough data reported
Selective reporting (reporting bias)	Unclear risk	No protocol available
Other bias	Unclear risk	-

Pfizer 2011

Methods	Prospective open label phase 4 randomised controlled trial
Participants	Population: 81 patients between 18 and 50 years of age who underwent surgery for fracture shaft femur Setting: India Date the study was conducted: 2009-2010
Interventions	Intervention: tranexamic acid slow IV 15mg/kg 15 mins before surgery, followed by 2nd dose 3 hrs later and a 3rd dose 3 hrs later Control: standard care
Outcomes	Primary outcome: blood loss; secondary outcome: deep venous thrombosis. Pulmonary embolism, transfusion and deaths were also reported.
Notes	

Risk of bias

Bias	Authors' judgement	Support for judgement
Random sequence generation (selection bias)	Unclear risk	Not reported
Allocation concealment (selection bias)	Unclear risk	Not reported
Blinding of outcome assessment (detection bias) Mortality	Low risk	Quote: Open label Review authors' judgement: low risk of bias for mortality
Blinding of outcome assessment (detection bias) Transfusion	Unclear risk	Quote: Open label
Blinding of outcome assessment (detection bias) Complications	Unclear risk	Quote: Open label
Incomplete outcome data (attrition bias) Mortality	Low risk	Quote: Intention to treat analysis and 17% loss to follow-up

Pfizer 2011 (Continued)

Incomplete outcome data (attrition bias) Transfusion	Low risk	Quote: Intention to treat analysis and 17% loss to follow-up
Incomplete outcome data (attrition bias) Complication	Low risk	Quote: Intention to treat analysis and 17% loss to follow-up
Selective reporting (reporting bias)	Unclear risk	No protocol available
Other bias	Unclear risk	-

Sadeghi 2007

Methods	Prospective, randomised, double blinded study
Participants	Population: 67 patients undergoing hip fracture surgery Setting: Iran Date the study was conducted: 2004-2005
Interventions	Intervention: tranexamic acid single bolus dose of 15 mg kg ⁻¹ administered intravenously at induction of anaesthesia Control: the same volume of saline solution was infused
Outcomes	Blood loss, blood transfusion, thrombotic complications and neurological deficits.
Notes	

Risk of bias

Bias	Authors' judgement	Support for judgement
Random sequence generation (selection bias)	Low risk	Quote: Patients were randomised using a random number technique
Allocation concealment (selection bias)	Low risk	Quote: The correct treatment option was assured by means of coded infusion syringes prepared by hospital pharmacy not involved otherwise in the study
Blinding of outcome assessment (detection bias) Mortality	Low risk	Quote: Caring personnel both the staff of the operating room and the intensive care unit (ICU) were blinded regarding the type and nature of treatment
Blinding of outcome assessment (detection bias) Transfusion	Low risk	Quote: Caring personnel both the staff of the operating room and the intensive care unit (ICU) were blinded regarding the type and nature of treatment
Blinding of outcome assessment (detection bias) Complications	Low risk	Quote: Caring personnel both the staff of the operating room and the intensive care unit (ICU) were blinded regarding the type and nature of treatment
Incomplete outcome data (attrition bias)	Unclear risk	Not reported

Sadeghi 2007 (Continued)

Mortality

Incomplete outcome data (attrition bias) Transfusion	Unclear risk	Not reported
Incomplete outcome data (attrition bias) Complication	Unclear risk	Not reported
Selective reporting (reporting bias)	Unclear risk	No protocol available
Other bias	Unclear risk	-

Zufferey 2010

Methods	Double blinded randomised trial
Participants	Population: 110 patients with isolated hip fracture Setting: France Date the study was conducted: 2005-2006
Interventions	Intervention: tranexamic acid 15 mg kg ⁻¹ given at skin incision and 3 h later Control: saline at the same dose
Outcomes	Primary outcome: transfusion; secondary outcomes: bacterial infection, blood loss, deep venous thrombosis, pulmonary embolism, stroke, acute coronary syndrome and death.
Notes	

Risk of bias

Bias	Authors' judgement	Support for judgement
Random sequence generation (selection bias)	Low risk	Quote: Computer generated randomisation
Allocation concealment (selection bias)	Low risk	Quote: Central allocation by a telephone system
Blinding of outcome assessment (detection bias) Mortality	Low risk	Quote: Masking was ensured by the administration of apparently identical saline drips. Patient caregivers, investigators collecting the data, safety monitoring board, and members of the adjudication committee remained unaware of study-groups assignments
Blinding of outcome assessment (detection bias) Transfusion	Low risk	Quote: Masking was ensured by the administration of apparently identical saline drips. Patient caregivers, investigators collecting the data, safety monitoring board, and members of the adjudication committee remained unaware of study-groups assignments
Blinding of outcome assessment (detection bias) Complications	Low risk	Quote: Masking was ensured by the administration of apparently identical saline drips. Patient caregivers, investigators collecting the data, safety monitoring board, and members of the adjudication committee remained unaware of study-groups assignments

Tranexamic acid for reducing mortality in emergency and urgent surgery (Review)

Zufferey 2010 (Continued)

toring board, and members of the adjudication committee remained unaware of study-groups assignments

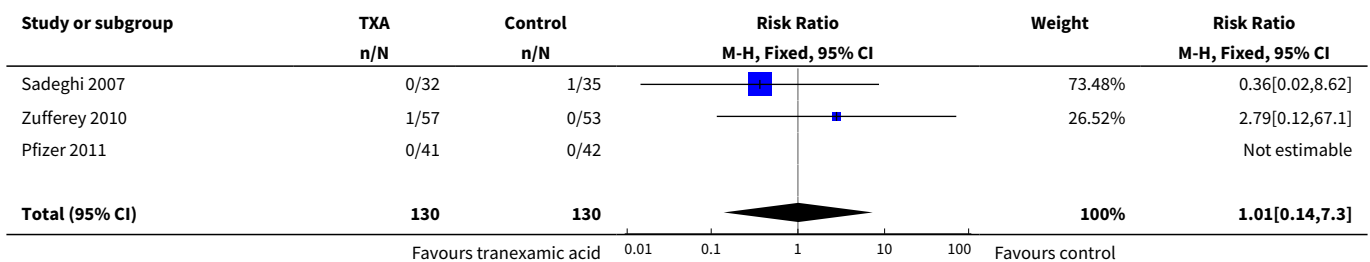
Incomplete outcome data (attrition bias) Mortality	Low risk	Quote: All the analyses were based on the intention-to-treat principle and no reported loss to follow-up
Incomplete outcome data (attrition bias) Transfusion	Low risk	Quote: All the analyses were based on the intention-to-treat principle and no reported loss to follow-up
Incomplete outcome data (attrition bias) Complication	Low risk	Quote: All the analyses were based on the intention-to-treat principle and no reported loss to follow-up
Selective reporting (re-reporting bias)	Low risk	Quote: All the analyses were conducted according to a pre specified statistical analysis plan
Other bias	Unclear risk	-

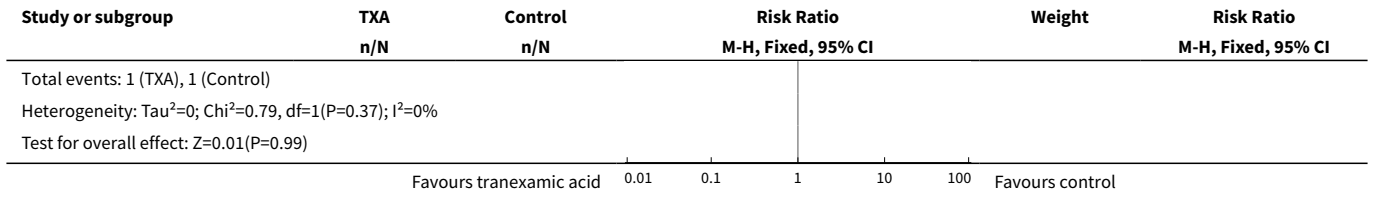
DATA AND ANALYSES

Comparison 1. Tranexamic acid versus control

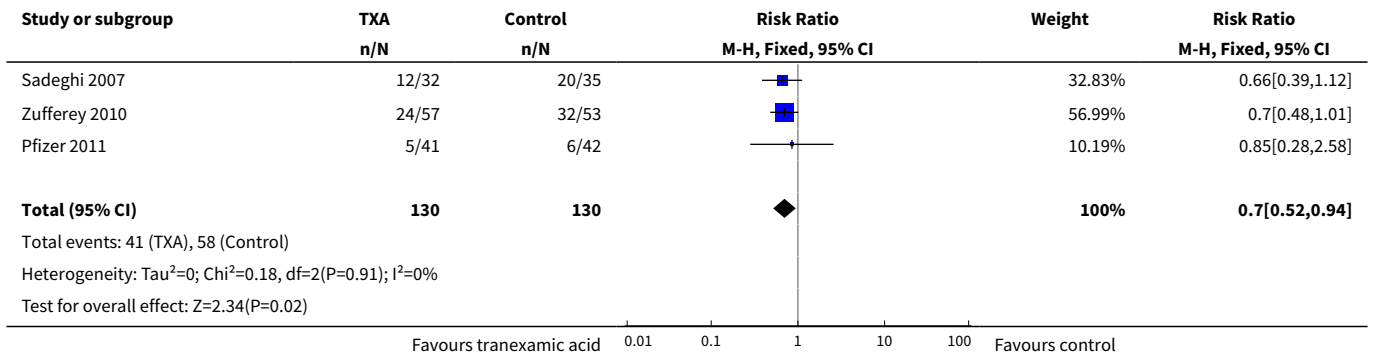
Outcome or subgroup title	No. of studies	No. of participants	Statistical method	Effect size
1 Mortality	3	260	Risk Ratio (M-H, Fixed, 95% CI)	1.01 [0.14, 7.30]
2 Transfusion	3	260	Risk Ratio (M-H, Fixed, 95% CI)	0.70 [0.52, 0.94]
3 Deep venous thrombosis	2	191	Risk Ratio (M-H, Fixed, 95% CI)	2.29 [0.68, 7.66]
4 Pulmonary embolism	1	110	Risk Ratio (M-H, Fixed, 95% CI)	0.0 [0.0, 0.0]
5 Myocardial Infarction	1	110	Risk Ratio (M-H, Fixed, 95% CI)	0.0 [0.0, 0.0]
6 Stroke	1		Risk Ratio (M-H, Fixed, 95% CI)	Subtotals only

Analysis 1.1. Comparison 1 Tranexamic acid versus control, Outcome 1 Mortality.

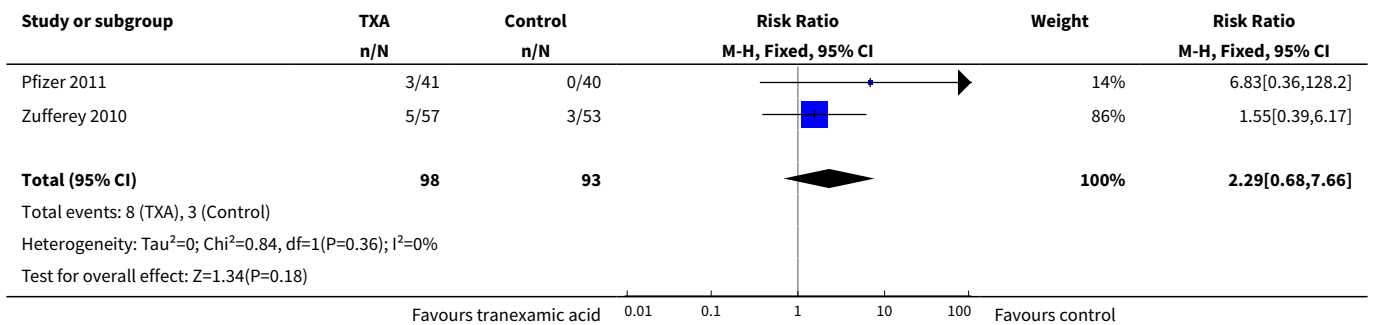




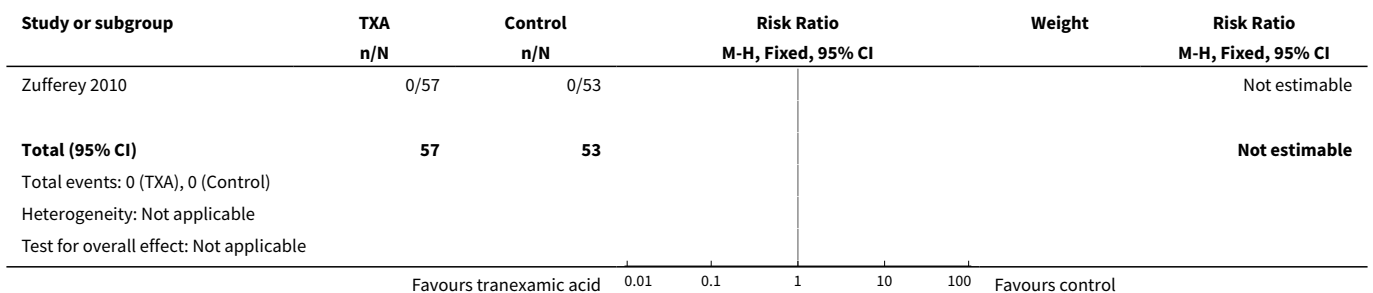
Analysis 1.2. Comparison 1 Tranexamic acid versus control, Outcome 2 Transfusion.



Analysis 1.3. Comparison 1 Tranexamic acid versus control, Outcome 3 Deep venous thrombosis.



Analysis 1.4. Comparison 1 Tranexamic acid versus control, Outcome 4 Pulmonary embolism.



Analysis 1.5. Comparison 1 Tranexamic acid versus control, Outcome 5 Myocardial Infarction.

Study or subgroup	TXA n/N	Control n/N	Risk Ratio M-H, Fixed, 95% CI	Weight	Risk Ratio M-H, Fixed, 95% CI
Zufferey 2010	0/57	0/53			Not estimable
Total (95% CI)	57	53			Not estimable
Total events: 0 (TXA), 0 (Control)					
Heterogeneity: Not applicable					
Test for overall effect: Not applicable					

Analysis 1.6. Comparison 1 Tranexamic acid versus control, Outcome 6 Stroke.

Study or subgroup	Tranexamic acid n/N	Control n/N	Risk Ratio M-H, Fixed, 95% CI	Weight	Risk Ratio M-H, Fixed, 95% CI
Zufferey 2010	1/57	0/53		0%	2.79[0.12,67.1]

APPENDICES

Appendix 1. Search strategies

Cochrane Central Register of Controlled Trials (CENTRAL) (The Cochrane Library)

#1MeSH descriptor Antifibrinolytic Agents explode all trees
 #2(anti-fibrinolytic* or antifibrinolytic* or antifibrinolysin* or anti-fibrinolysin* or antiplasmin* or anti-plasmin*):ab,ti or ((plasmin or fibrinolysis) near3 inhibitor*):ab,ti
 #3MeSH descriptor Tranexamic Acid explode all trees
 #4(tranexamic or Cyclohexanecarboxylic Acid* or Methylamine* or amcha or trans-4-aminomethyl-cyclohexanecarboxylic acid* or t-amcha or amca or kabi 2161 or transamin* or exacyl or amchafibrin or anvitoff or spotof or cyklokapon or ugurol or amino methylcyclohexane carboxylate or aminomethylcyclohexanecarbonic acid or aminomethylcyclohexanecarboxylic acid or AMCHA or amchafibrin or amikapron or aminomethyl cyclohexane carboxylic acid or aminomethyl cyclohexanecarboxylic acid or aminomethylcyclohexane carbonic acid or aminomethylcyclohexane carboxylic acid or aminomethylcyclohexanecarbonic acid or aminomethylcyclohexanecarboxylic acid or aminomethylcyclohexanocarboxylic acid or aminomethylcyclohexanoic acid or amstat or anvitoff or cl?65336 or cl65336 or cyclocapron or cyclokapon or cyklokapon or exacyl or frenolyse or hexacapron or hexakapon or tranex or TXA):ab,ti
 #5(#1 OR #2 OR #3 OR #4)

MEDLINE (OvidSP)

1 exp Antifibrinolytic Agents/
 2 (anti-fibrinolytic* or antifibrinolytic* or antifibrinolysin* or anti-fibrinolysin* or antiplasmin* or anti-plasmin* or ((plasmin or fibrinolysis) adj3 inhibitor*)).ab,ti.
 3 exp Tranexamic Acid/
 4 (tranexamic or Cyclohexanecarboxylic Acid* or Methylamine* or amcha or trans-4-aminomethyl-cyclohexanecarboxylic acid* or t-amcha or amca or kabi 2161 or transamin* or exacyl or amchafibrin or anvitoff or spotof or cyklokapon or ugurol or amino methylcyclohexane carboxylate or aminomethylcyclohexanecarbonic acid or aminomethylcyclohexanecarboxylic acid or AMCHA or amchafibrin or amikapron or aminomethyl cyclohexane carboxylic acid or aminomethyl cyclohexanecarboxylic acid or aminomethylcyclohexane carbonic acid or aminomethylcyclohexane carboxylic acid or aminomethylcyclohexanecarbonic acid or aminomethylcyclohexanecarboxylic acid or aminomethylcyclohexanocarboxylic acid or aminomethylcyclohexanoic acid or amstat or anvitoff or cl?65336 or cl65336 or cyclocapron or cyclokapon or cyklokapon or exacyl or frenolyse or hexacapron or hexakapon or tranex or TXA).ab,ti.

5 or/1-4
 6 randomi?ed.ab,ti.
 7 randomized controlled trial.pt.
 8 controlled clinical trial.pt.
 9 placebo.ab.
 10 clinical trials as topic.sh.
 11 randomly.ab.
 12 trial.ti.
 13 6 or 7 or 8 or 9 or 10 or 11 or 12
 14 (animals not (humans and animals)).sh.
 15 13 not 14
 16 5 and 15

EMBASE (OvidSP)

1.exp Antifibrinolytic Agent/
 2.(anti-fibrinolytic* or antifibrinolytic* or antifibrinolysin* or anti-fibrinolysin* or antiplasmin* or anti-plasmin* or ((plasmin or fibrinolysis) adj3 inhibitor*)).ab,ti.
 3.exp Tranexamic Acid/
 4.(tranexamic or Cyclohexanecarboxylic Acid* or Methylamine* or amcha or trans-4-aminomethyl-cyclohexanecarboxylic acid* or t-amcha or amca or kabi 2161 or transamin* or exacyl or amchafibrin or anvitoff or spotof or cyklokapron or ugurolo or amino methylcyclohexane carboxylate or aminomethylcyclohexanecarbonic acid or aminomethylcyclohexanecarboxylic acid or AMCHA or amchafibrin or amikapron or aminomethyl cyclohexane carboxylic acid or aminomethyl cyclohexanecarboxylic acid or aminomethylcyclohexane carbonic acid or aminomethylcyclohexane carboxylic acid or aminomethylcyclohexanecarbonic acid or aminomethylcyclohexanecarboxylic acid or aminomethylcyclohexanecarboxylic acid or aminomethylcyclohexanoic acid or amstat or anvitoff or cl?65336 or cl65336 or cyclocapron or cyclokapron or cyklokapron or exacyl or frenolyse or hexacapron or hexakapron or tranex or TXA).ab,ti.
 5.or/1-4
 6.exp Randomized Controlled Trial/
 7.exp controlled clinical trial/
 8.randomi?ed.ab,ti.
 9.placebo.ab.
 10.*Clinical Trial/
 11.randomly.ab.
 12.trial.ti.
 13.6 or 7 or 8 or 9 or 10 or 11 or 12
 14.exp animal/ not (exp human/ and exp animal/)
 15.13 not 14
 16.5 and 15

ISI Web of Science: Science Citation Index Expanded, ISI Web of Science: Conference Proceedings Citation Index-Science

#1 Topic=(anti-fibrinolytic* or antifibrinolytic* or antifibrinolysin* or anti-fibrinolysin* or antiplasmin* or anti-plasmin*)
 #2 Topic=((plasmin or fibrinolysis) near3 inhibitor*)
 #3 Topic=(tranexamic or 'Cyclohexanecarboxylic Acid*' or Methylamine* or amcha or trans-4-aminomethyl-cyclohexanecarboxylic acid* or t-amcha or amca or 'kabi 2161' or transamin* or exacyl or amchafibrin or anvitoff or spotof or cyklokapron or 'ugurolo or amino methylcyclohexane carboxylate' or 'aminomethylcyclohexanecarbonic acid' or 'aminomethylcyclohexanecarboxylic acid')
 #4 Topic=(AMCHA or amchafibrin or amikapron or 'aminomethyl cyclohexane carboxylic acid' or 'aminomethyl cyclohexanecarboxylic acid' or 'aminomethylcyclohexane carbonic acid' or 'aminomethylcyclohexane carboxylic acid' or 'aminomethylcyclohexanecarbonic acid' or 'aminomethylcyclohexanecarboxylic acid' or 'aminomethylcyclohexanecarboxylic acid' or 'aminomethylcyclohexanoic acid' or amstat or anvitoff or cl-65336 or cl65336 or cyclocapron or cyclokapron or cyklokapron or exacyl or frenolyse or hexacapron or hexakapron or tranex or TXA)
 #5 (#1 or #2 or #3 or #4)

WHAT'S NEW

Date	Event	Description
12 February 2013	Amended	Copy edits made to text.

CONTRIBUTIONS OF AUTHORS

PP, KK and IR conceived the study. KK and PP screened the search output. CM independently (and blinded from outcomes) confirmed whether or not the studies selected included emergency surgeries. KK and PP extracted data. PP carried out the analyses. PP wrote the first draft and all the authors contributed to the final manuscript.

DECLARATIONS OF INTEREST

PP, KK, CM: none known.

IR: LSHTM has received funds from pharmaceutical companies to pay for the drug and placebo used in RCTs of tranexamic acid in acute severe bleeding. These funds are declared in the relevant publications.

SOURCES OF SUPPORT

Internal sources

- No sources of support supplied

External sources

- Cochrane Review Incentive Scheme, Department of Health, UK.

DIFFERENCES BETWEEN PROTOCOL AND REVIEW

In the review's objective we included primary (mortality) and secondary outcomes (blood transfusion and thromboembolic events), while in the protocol's objective we only mentioned mortality.

INDEX TERMS

Medical Subject Headings (MeSH)

*Emergencies; Antifibrinolytic Agents [*therapeutic use]; Blood Loss, Surgical [*mortality] [prevention & control]; Blood Transfusion [statistics & numerical data]; Randomized Controlled Trials as Topic; Tranexamic Acid [*therapeutic use]

MeSH check words

Adult; Humans