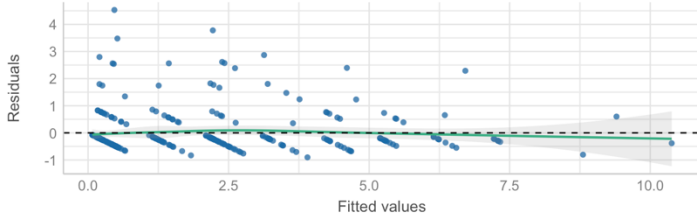


Anexo 1. Evaluación de los supuestos de regresión lineal múltiple. Evaluación de linealidad, homogeneidad, colinealidad, observaciones influyentes, y normalidad de residuales.

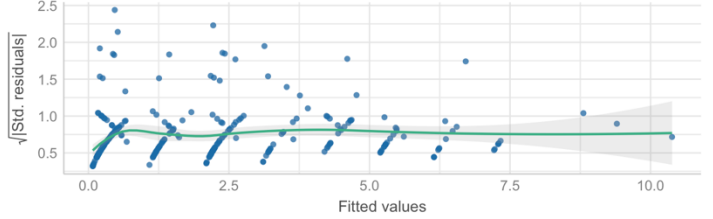
Linearity

Reference line should be flat and horizontal



Homogeneity of Variance

Reference line should be flat and horizontal



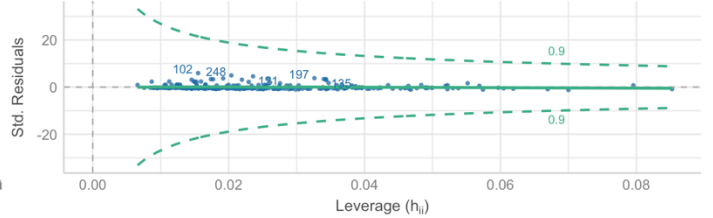
Collinearity

Higher bars (>5) indicate potential collinearity issues



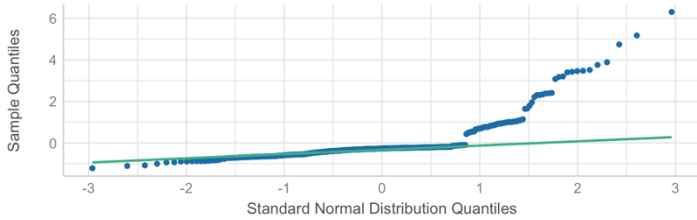
Influential Observations

Points should be inside the contour lines



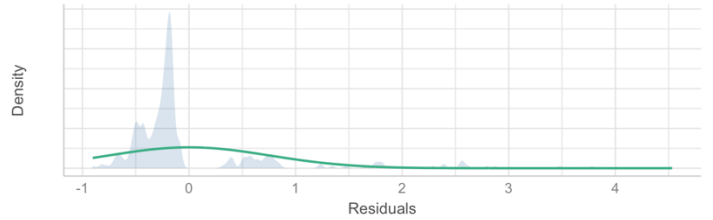
Normality of Residuals

Dots should fall along the line



Normality of Residuals

Distribution should be close to the normal curve



low (< 5) moderate (< 10) high (>= 10)